

# SOLAR RIB

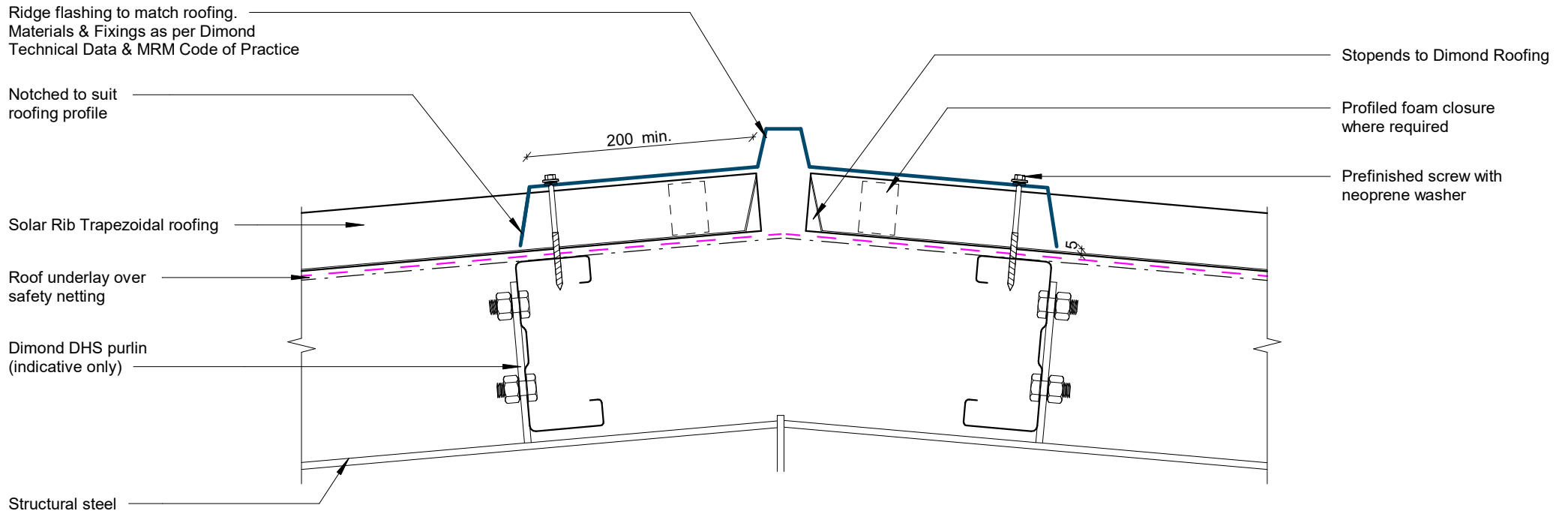
---

## COMMERCIAL ROOFING

### DETAILS:

### REV: DATE:

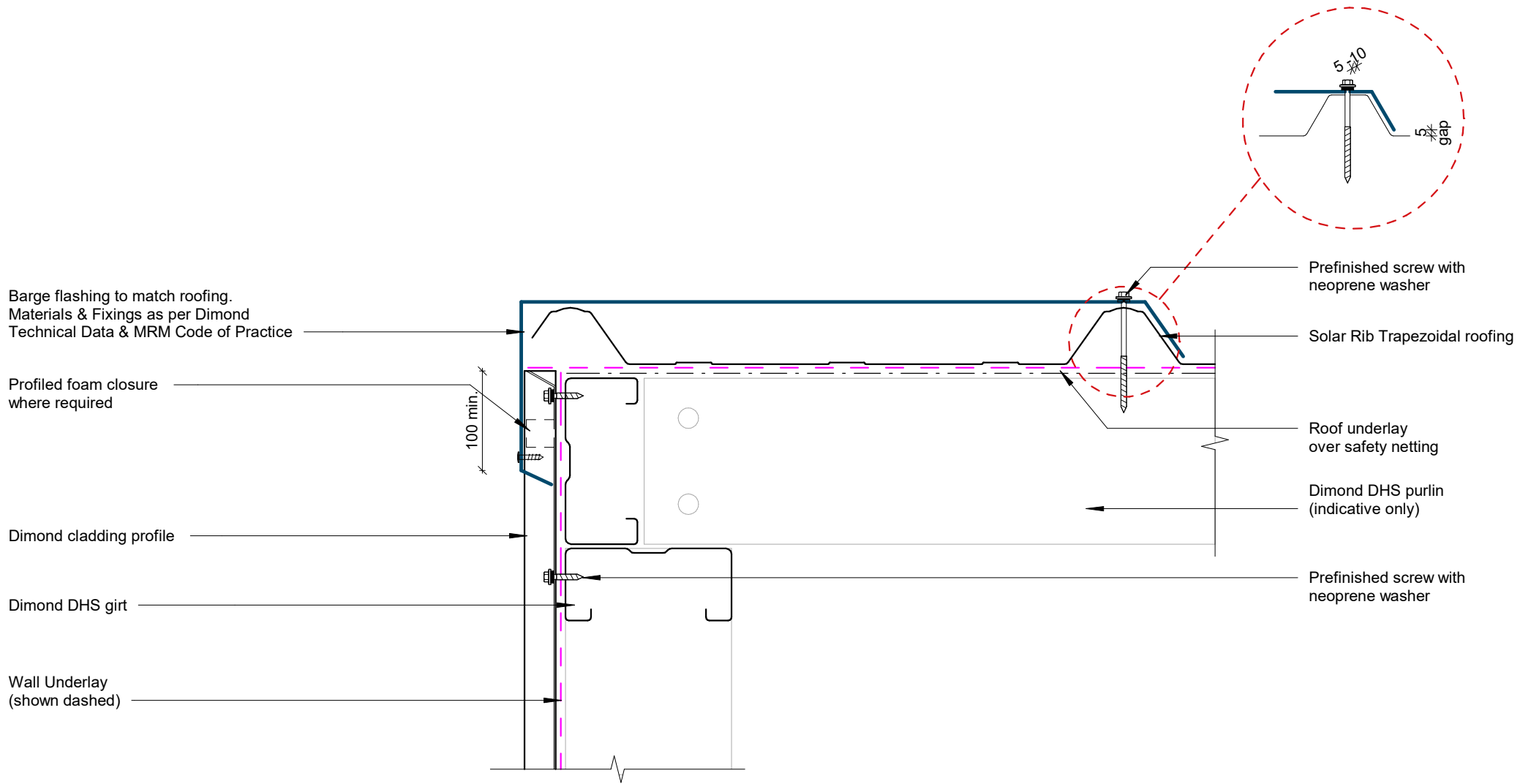
SRCR0	Cover Sheet	1	Sep 2025
SRCR1	Ridge Detail	1	Sep 2025
SRCR2	Barge Detail	1	Sep 2025
SRCR3	Roof Step Detail	1	Sep 2025
SRCR4	Roof Wall Apex Detail	1	Sep 2025
SRCR5	Parapet Detail	1	Sep 2025
SRCR6	Apron Parallel Detail	1	Sep 2025
SRCR7	Apron Transverse Detail	1	Sep 2025
SRCR8	Eave - Box Gutter Detail	1	Sep 2025
SRCR9	Pipe Penetration Direct Fix Detail	1	Sep 2025
SRCR10	Pipe Penetration Back Tray Detail	1	Sep 2025
SRCR11	Large Penetration Detail	1	Sep 2025



**GENERAL NOTE**

Foam closure strip only required if bird or vermin proofing is required, or if in a high wind area, there is a risk of windblown moisture entering the building. Leave foam out if ventilation is required.

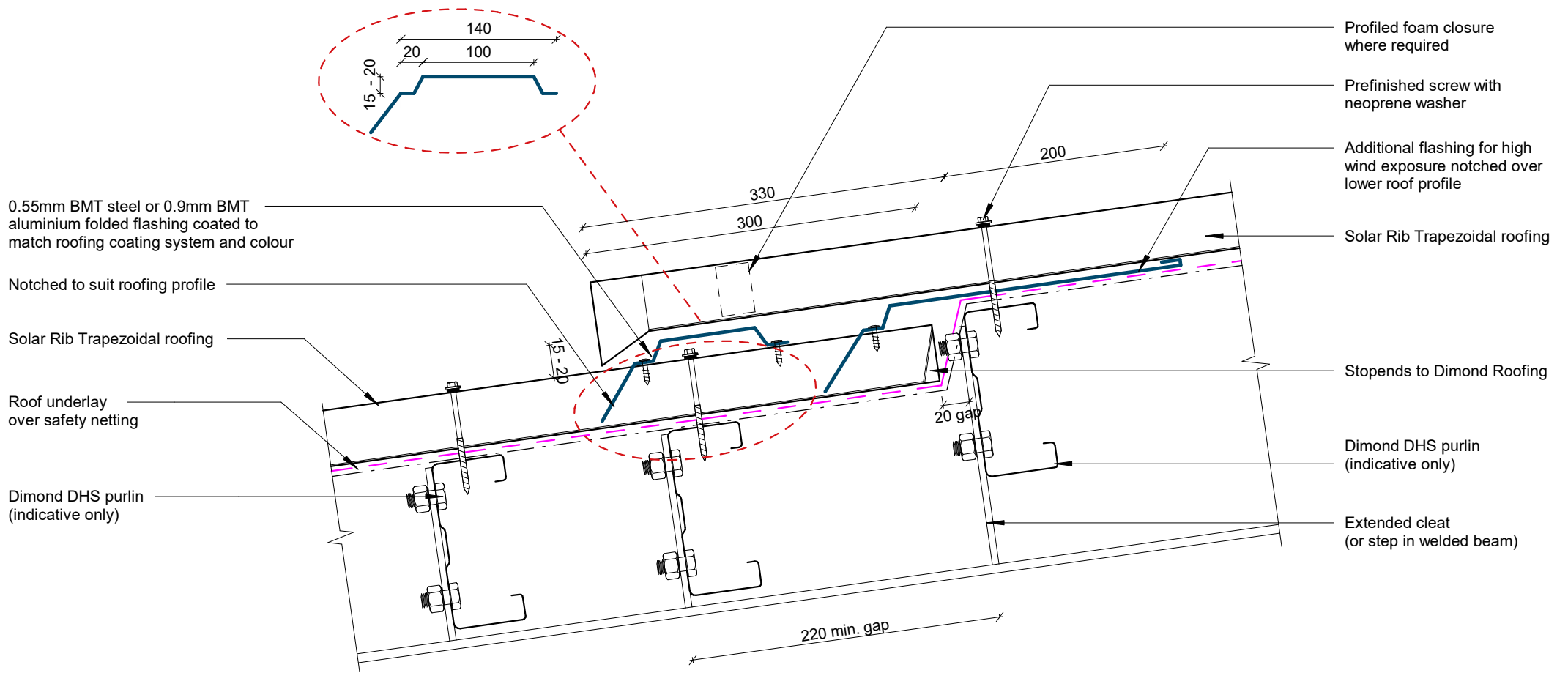
# Ridge Detail



**GENERAL NOTE**

Foam closure strip only required if bird or vermin proofing is required, or if in a high wind area, there is a risk of windblown moisture entering the building. Leave foam out if ventilation is required.

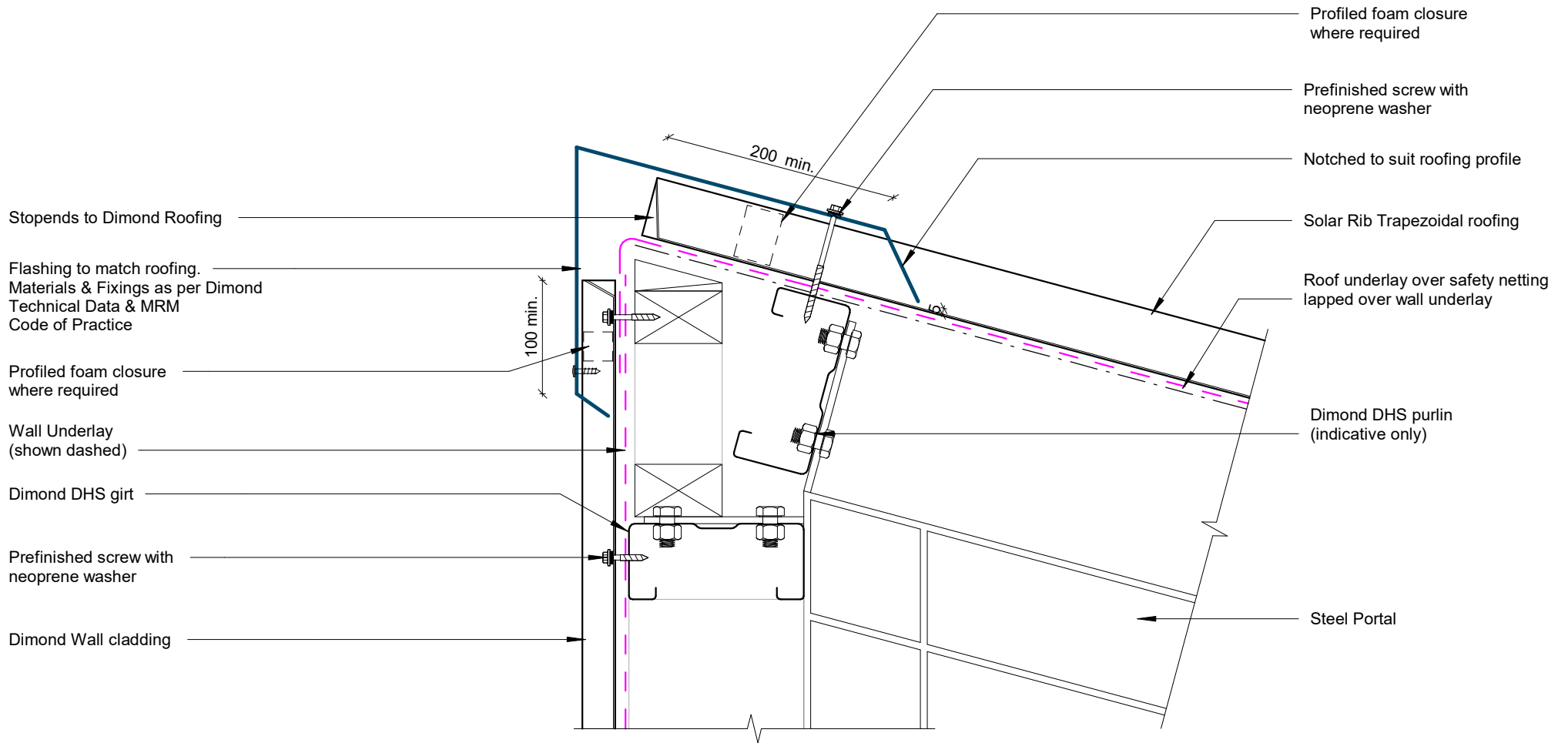
# Barge Detail



**GENERAL NOTE**

Foam closure strip only required if bird or vermin proofing is required, or if in a high wind area, there is a risk of windblown moisture entering the building. Leave foam out if ventilation is required.

# Roof Step Detail



**GENERAL NOTE**

Foam closure strip only required if bird or vermin proofing is required, or if in a high wind area, there is a risk of windblown moisture entering the building. Leave foam out if ventilation is required.

# Roof Wall Apex Detail

Rev: 1 **Solar Rib Commercial Roofing**

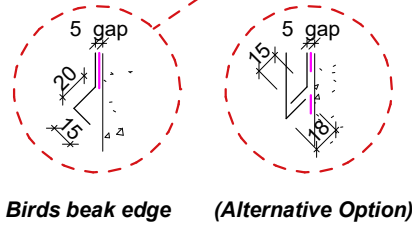
Parapet cap flashing to match roofing.  
Materials & Fixings as per Dimond  
Technical Data & MRM  
Code of Practice

Prefinished screw with  
neoprene washer

Separation barrier with self adhesive  
tape or similar around concrete wall

Fix capping to concrete with  
6.5mm x 20mm metal pin  
anchors @1000mm crs.

Stopends to Dimond Roofing



Min 5°

100 min.

200 min.

H3.1 timber capping  
support on DPC

Profiled foam closure  
where required

Prefinished screw with  
neoprene washer

Apron flashing to match roofing.  
Materials & Fixings as per Dimond  
Technical Data & MRM  
Code of Practice

Notched to suit roofing profile

Roof underlay over safety netting  
lapped behind flashing

Solar Rib Trapezoidal  
roofing

Dimond DHS purlin  
(indicative only)

Steel Structure

**GENERAL NOTE**

Foam closure strip only required if bird or vermin proofing is required, or if in a high wind area, there is a risk of windblown moisture entering the building. Leave foam out if ventilation is required.

# Parapet Detail

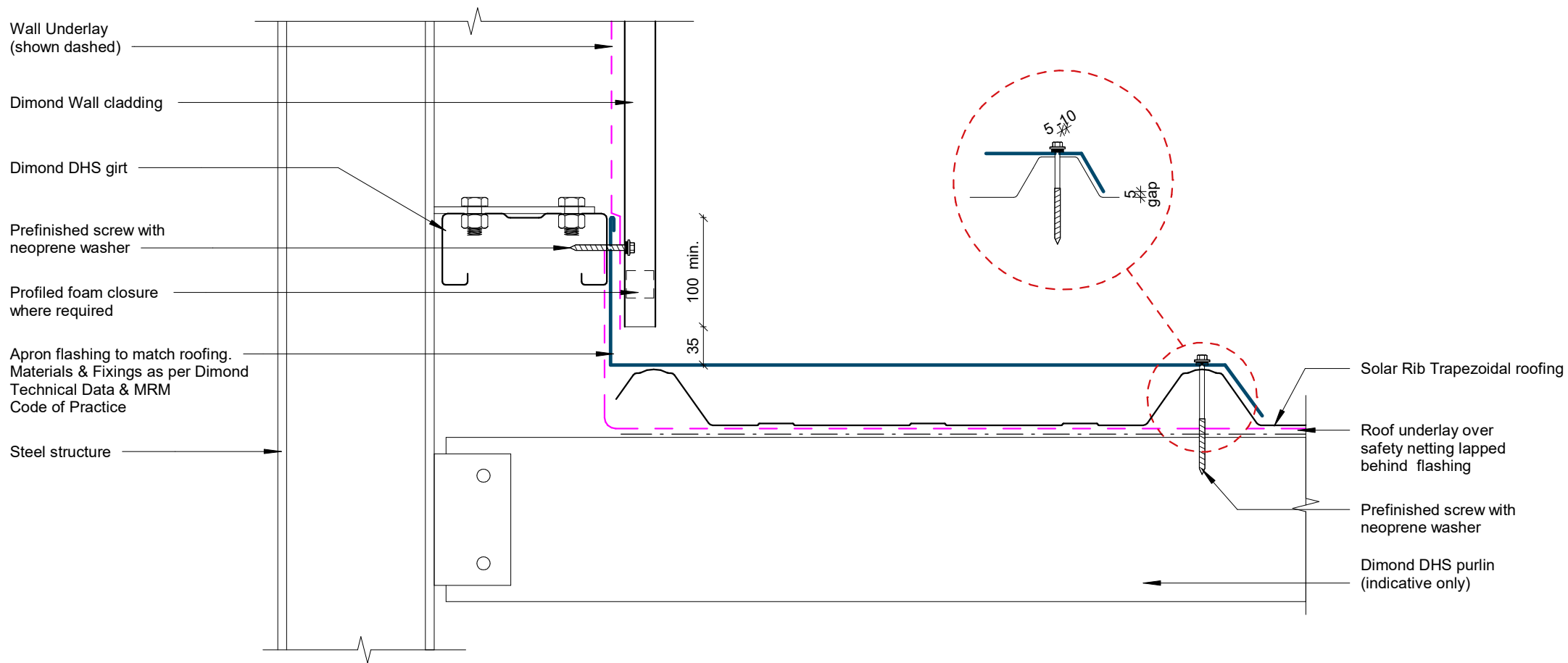


©Dimond 2023, all rights reserved. The information and specifications contained in this document are proprietary to Dimond and may not be used other than for the purpose of designing or building a roof or roofing system solely using products supplied or approved by Dimond ("Permitted Purpose"). You may copy this document solely for the Permitted Purpose, but may not otherwise copy, publish, distribute or modify this document without Dimond's prior written consent. Dimond will not be liable for any use of this document or information and specifications contained in this document, other than for the Permitted Purpose

Rev: 1

Solar Rib Commercial Roofing

Date: Sep 2025 Scale: 1 : 5 Sheet: SRCR5

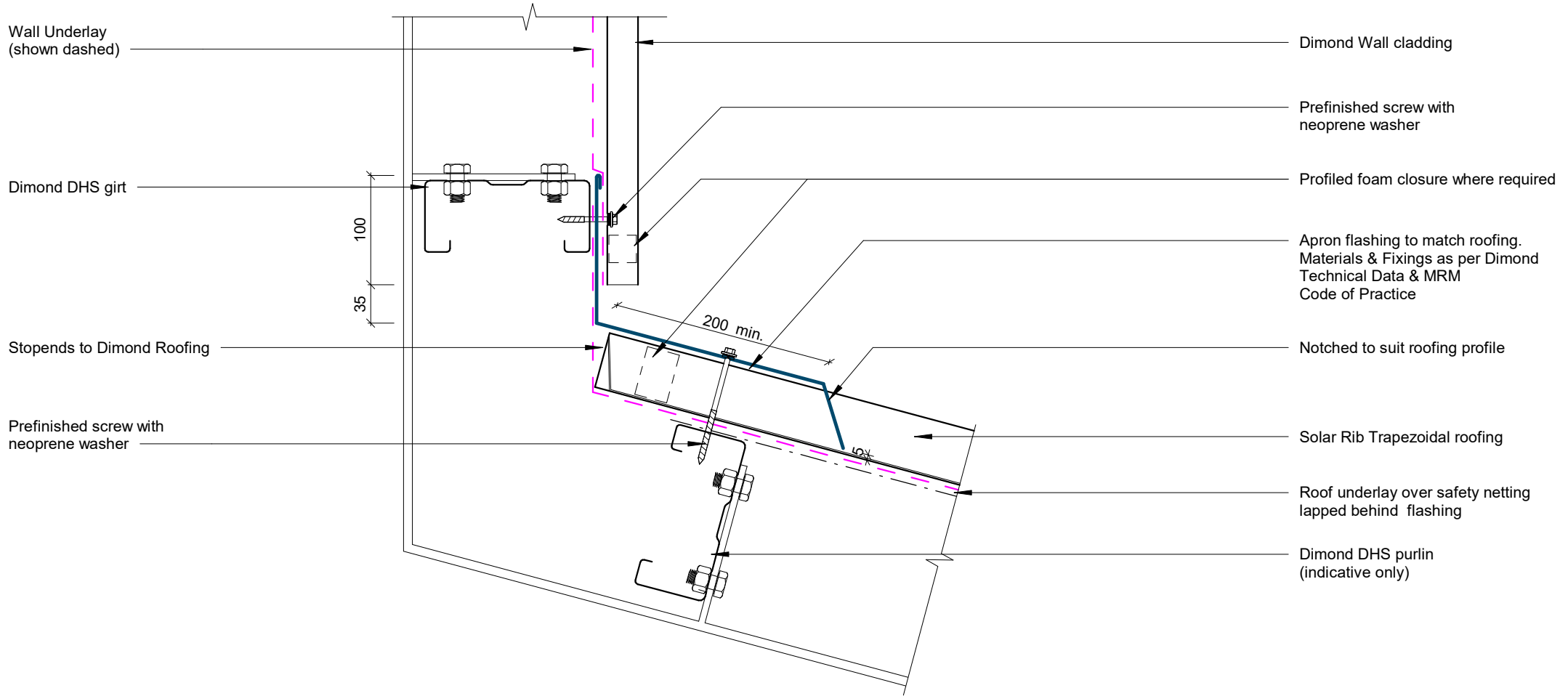


**GENERAL NOTE**

Foam closure strip only required if bird or vermin proofing is required, or if in a high wind area, there is a risk of windblown moisture entering the building. Leave foam out if ventilation is required.

## Apron Parallel Detail

Rev: 1 Solar Rib Commercial Roofing



**GENERAL NOTE**

Foam closure strip only required if bird or vermin proofing is required, or if in a high wind area, there is a risk of windblown moisture entering the building. Leave foam out if ventilation is required.

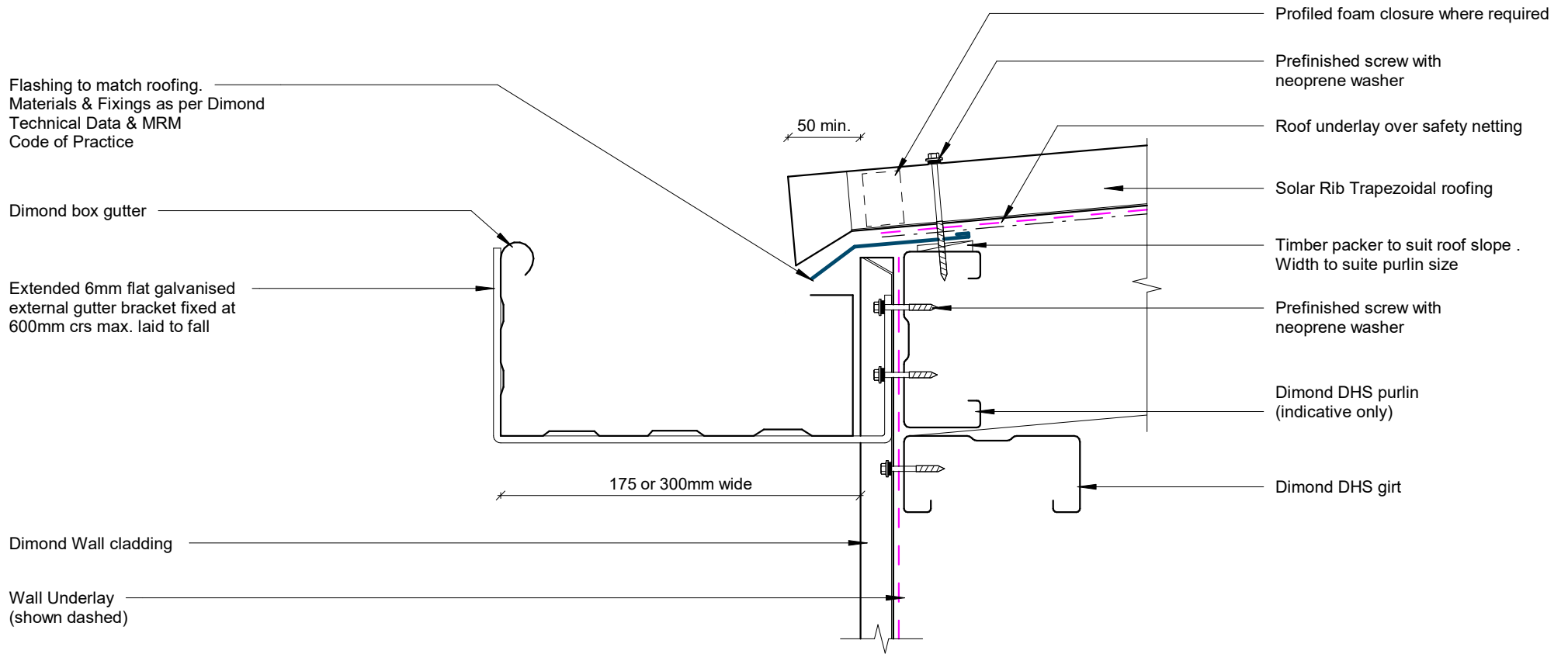
# Apron Transverse Detail

Rev: 1      **Solar Rib Commercial Roofing**



©Dimond 2023, all rights reserved. The information and specifications contained in this document are proprietary to Dimond and may not be used other than for the purpose of designing or building a roof or roofing system solely using products supplied or approved by Dimond ("Permitted Purpose"). You may copy this document solely for the Permitted Purpose, but may not otherwise copy, publish, distribute or modify this document without Dimond's prior written consent. Dimond will not be liable for any use of this document or information and specifications contained in this document, other than for the Permitted Purpose

Date: Sep 2025    Scale: 1 : 5    Sheet: **SRCR7**



**GENERAL NOTE**

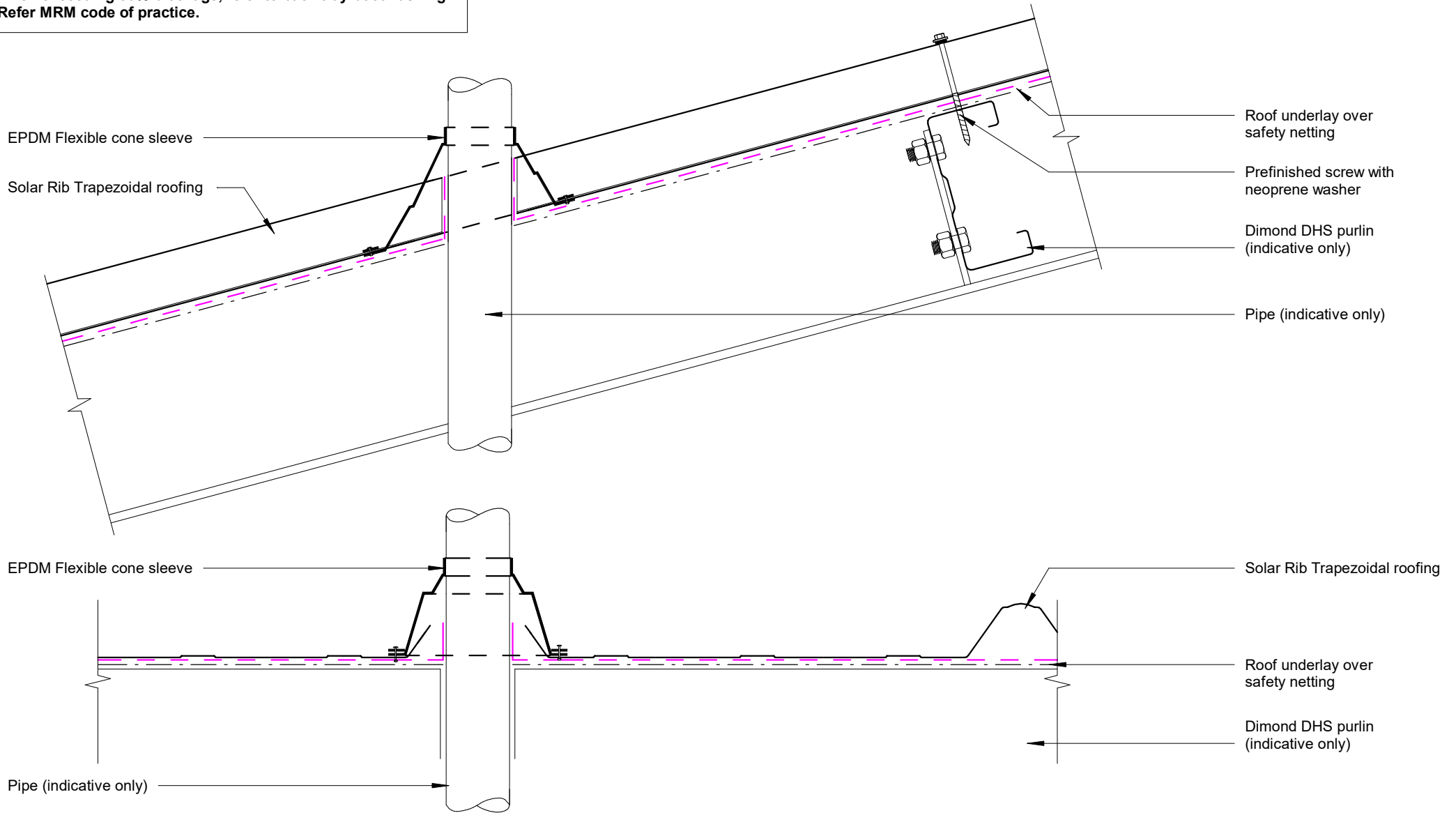
Foam closure strip only required if bird or vermin proofing is required, or if in a high wind area, there is a risk of windblown moisture entering the building. Leave foam out if ventilation is required.

## Eave - Box Gutter Detail

Rev: 1

Solar Rib Commercial Roofing

**Note:**  
 Min 10° for pipe penetration direct fix boot flashing is applicable for when less than 50% blockage occurs.  
 When exceeding 50% blockage, refer to back tray boot flashing.  
 Refer MRM code of practice.

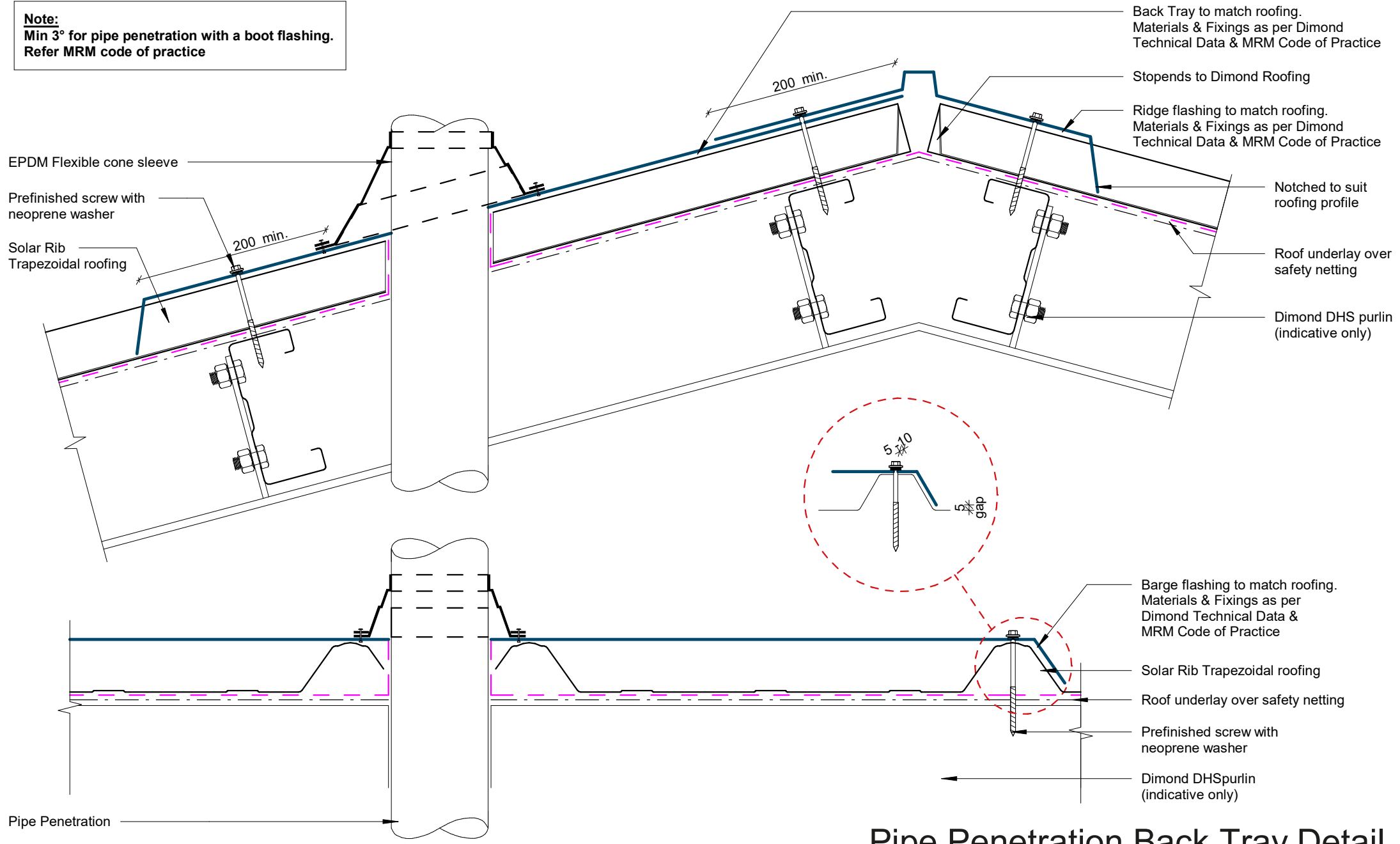


## Pipe Penetration Direct Fix Detail

Rev: 1

Solar Rib Commercial Roofing

**Note:**  
 Min 3° for pipe penetration with a boot flashing.  
 Refer MRM code of practice



## Pipe Penetration Back Tray Detail

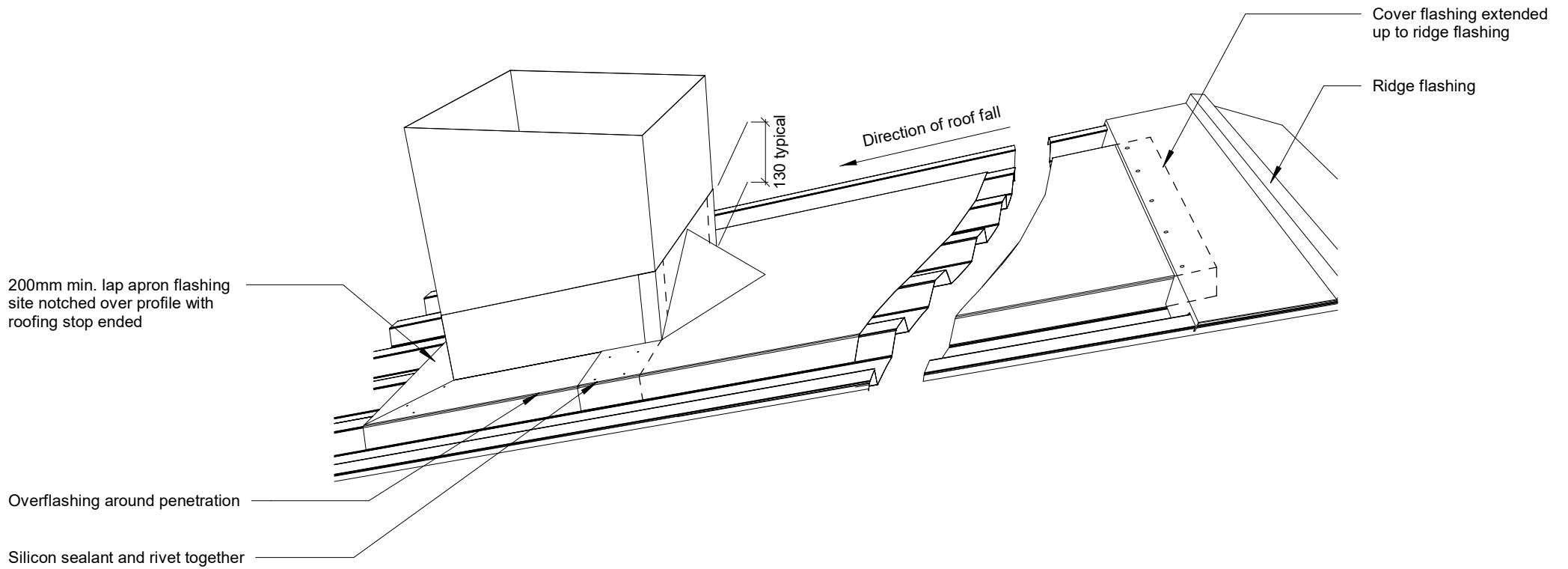
Rev: 1

Solar Rib Commercial Roofing



©Dimond 2023, all rights reserved. The information and specifications contained in this document are proprietary to Dimond and may not be used other than for the purpose of designing or building a roof or roofing system solely using products supplied or approved by Dimond ("Permitted Purpose"). You may copy this document solely for the Permitted Purpose, but may not otherwise copy, publish, distribute or modify this document without Dimond's prior written consent. Dimond will not be liable for any use of this document or information and specifications contained in this document, other than for the Permitted Purpose

Date: Sep 2025 Scale: 1 : 5 Sheet: **SRCR10**



# Large Penetration Detail

Rev: 1      Solar Rib Commercial Roofing



©Dimond 2023, all rights reserved. The information and specifications contained in this document are proprietary to Dimond and may not be used other than for the purpose of designing or building a roof or roofing system solely using products supplied or approved by Dimond ("Permitted Purpose"). You may copy this document solely for the Permitted Purpose, but may not otherwise copy, publish, distribute or modify this document without Dimond's prior written consent. Dimond will not be liable for any use of this document or information and specifications contained in this document, other than for the Permitted Purpose

Date: Sep 2025    Scale: 1 : 10    Sheet: **SRCR11**