

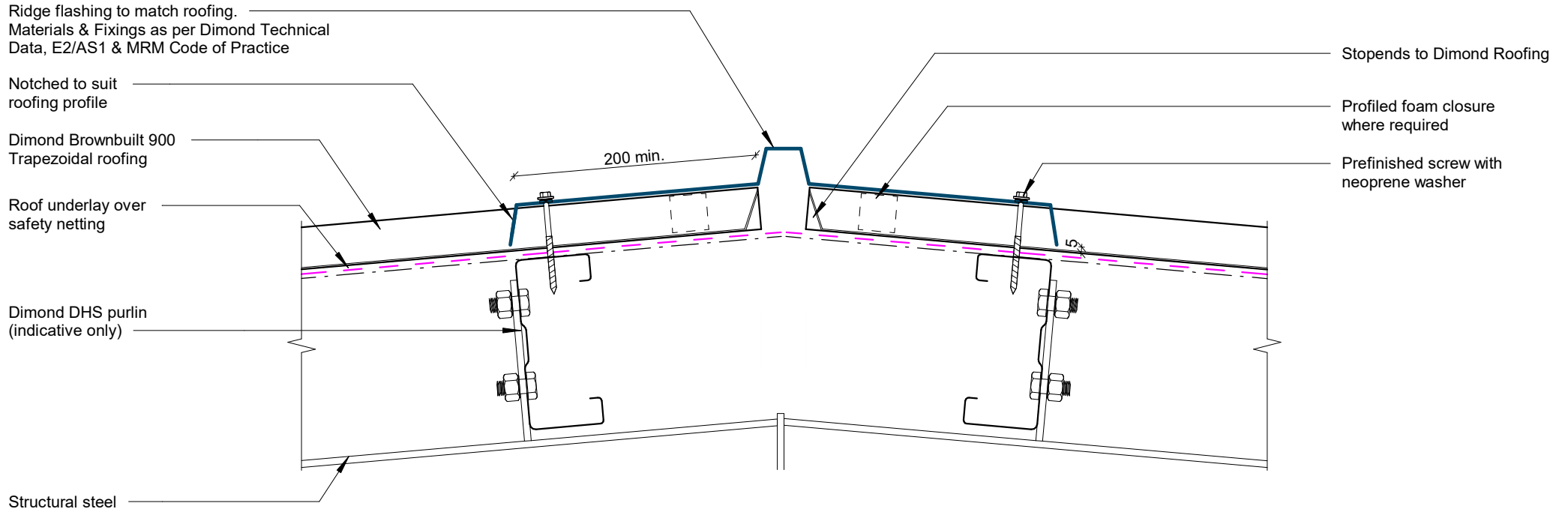
BROWNBUILT 900

COMMERCIAL ROOFING

DETAILS:

REV: DATE:

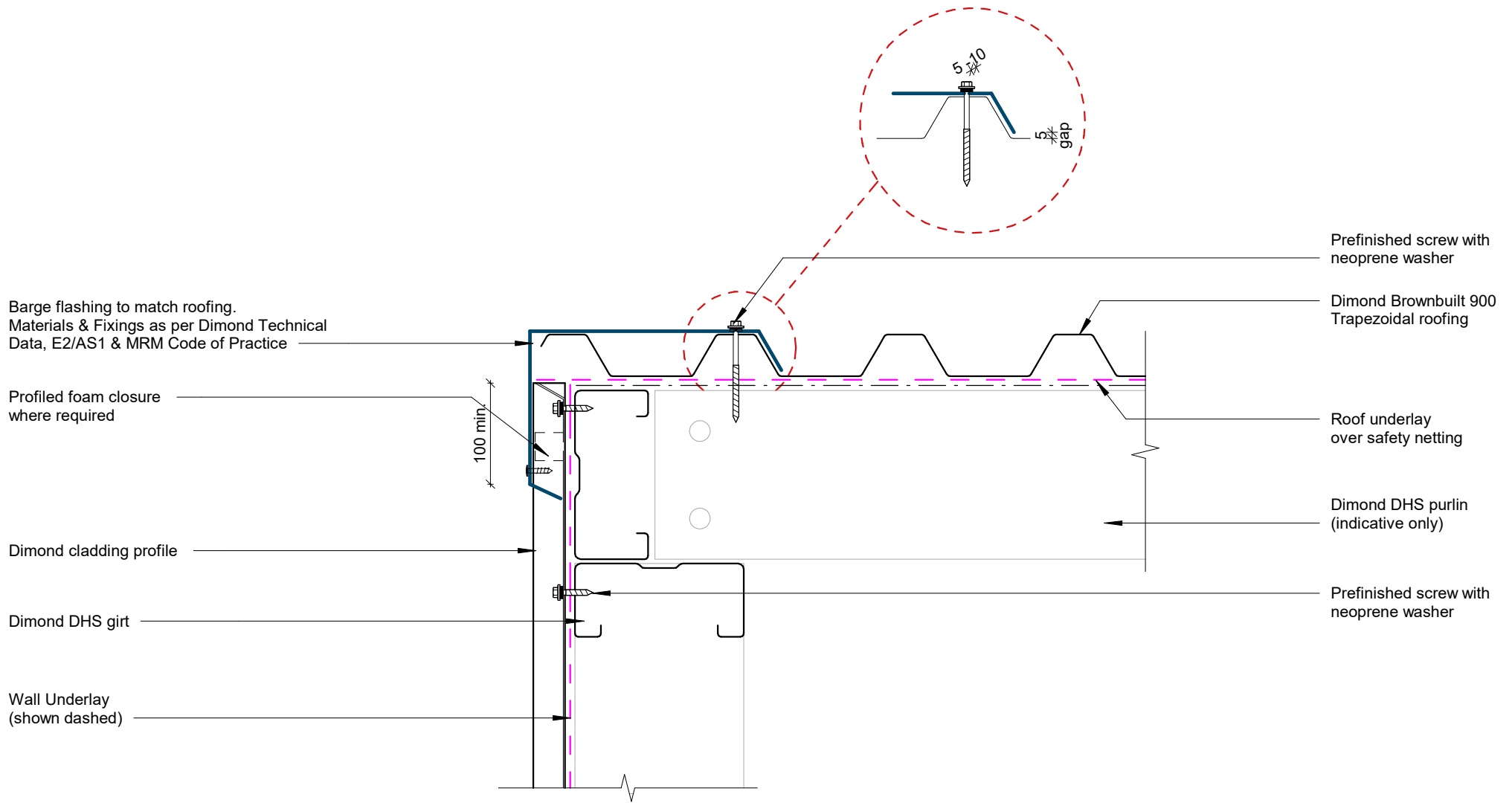
BBCR0	Cover Sheet	1	Sep 2025
BBCR1	Ridge Detail	1	Sep 2025
BBCR2	Barge Detail	1	Sep 2025
BBCR3	Roof Step Detail	1	Sep 2025
BBCR4	Roof Wall Apex Detail	1	Sep 2025
BBCR5	Parapet Detail	1	Sep 2025
BBCR6	Apron Parallel Detail	1	Sep 2025
BBCR7	Apron Transverse Detail	1	Sep 2025
BBCR8	Eave - Box Gutter Detail	1	Sep 2025
BBCR9	Pipe Penetration Direct Fix Detail	1	Sep 2025
BBCR10	Pipe Penetration Back Tray Detail	1	Sep 2025
BBCR11	Large Penetration Detail	1	Sep 2025



GENERAL NOTE

Foam closure strip only required if bird or vermin proofing is required, or if in a high wind area, there is a risk of windblown moisture entering the building. Leave foam out if ventilation is required.

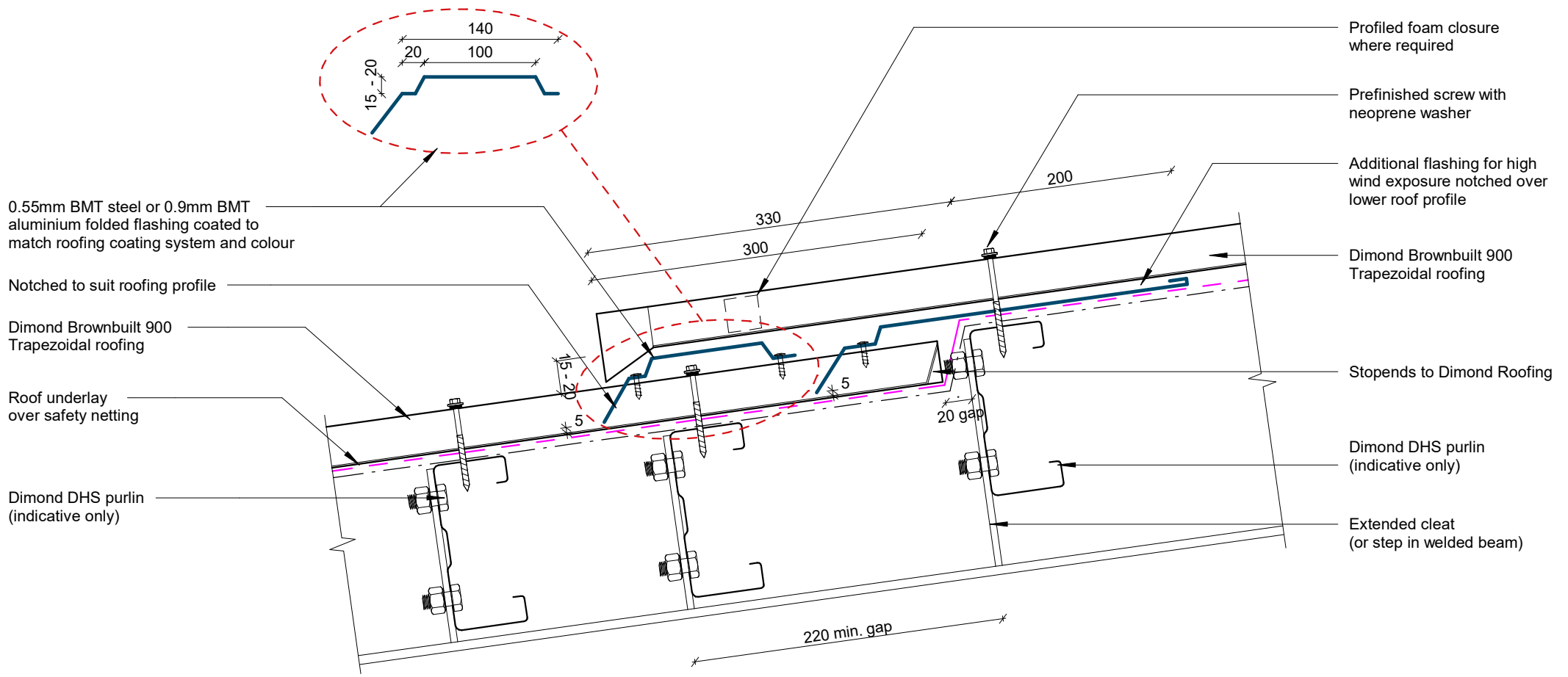
Ridge Detail



GENERAL NOTE

Foam closure strip only required if bird or vermin proofing is required, or if in a high wind area, there is a risk of windblown moisture entering the building. Leave foam out if ventilation is required.

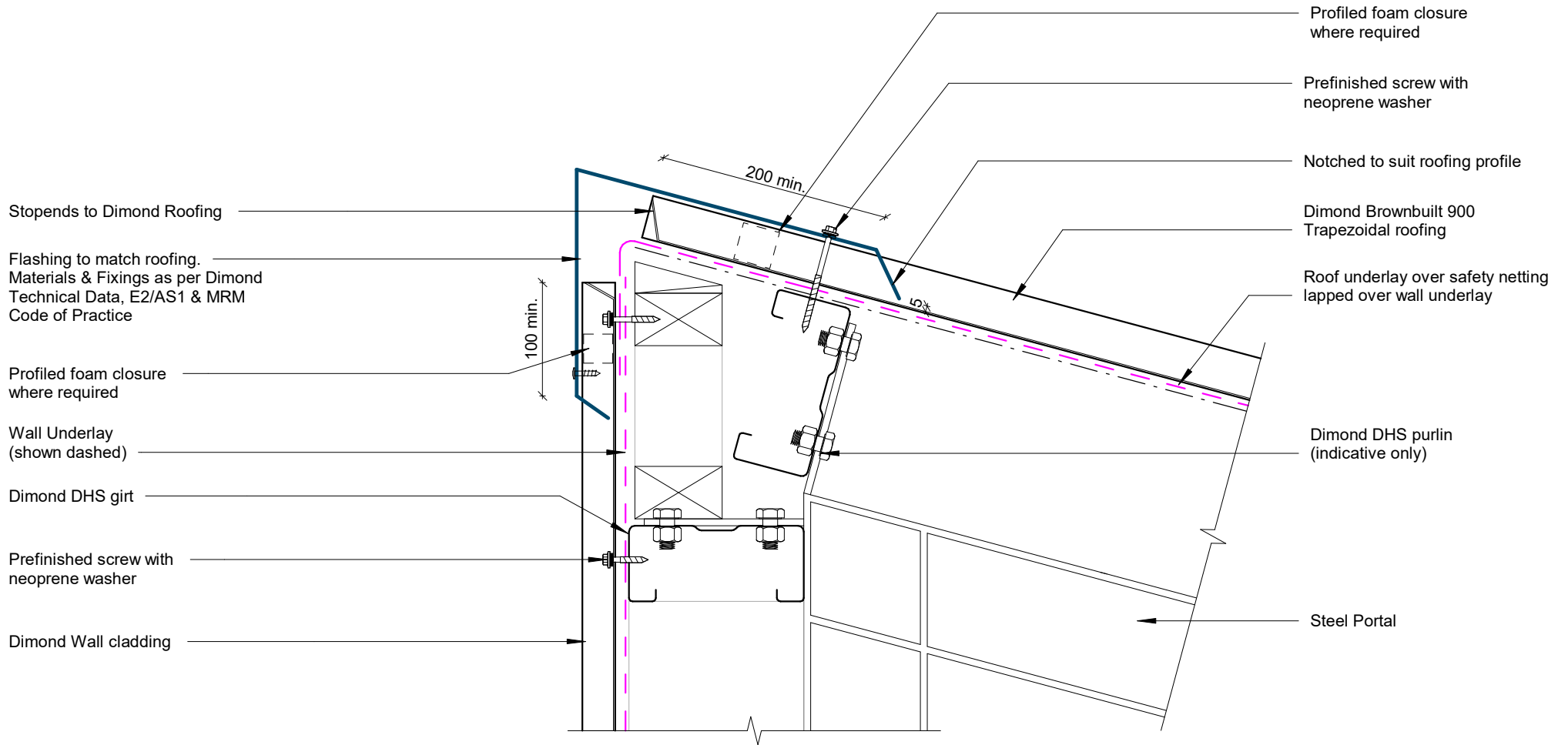
Barge Detail



GENERAL NOTE

Foam closure strip only required if bird or vermin proofing is required, or if in a high wind area, there is a risk of windblown moisture entering the building. Leave foam out if ventilation is required.

Roof Step Detail



GENERAL NOTE

Foam closure strip only required if bird or vermin proofing is required, or if in a high wind area, there is a risk of windblown moisture entering the building. Leave foam out if ventilation is required.

Roof Wall Apex Detail

Rev: 1 **Brownbuilt 900 Commercial Roofing**

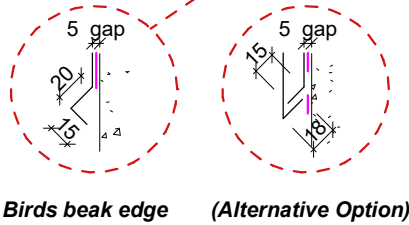
Parapet cap flashing to match roofing.
Materials & Fixings as per Dimond
Technical Data, E2/AS1 & MRM
Code of Practice

Prefinished screw with
neoprene washer

Separation barrier with self adhesive
tape or similar around concrete wall

Fix capping to concrete with
6.5mm x 20mm metal pin
anchors @1000mm crs.

Stoppers to Dimond Roofing



Min 5°

100 min.

200 min.

H3.1 timber capping
support on DPC

Profiled foam closure
where required

Prefinished screw with
neoprene washer

Apron flashing to match roofing.
Materials & Fixings as per Dimond
Technical Data, E2/AS1 & MRM
Code of Practice

Notched to suit roofing profile

Roof underlay over safety netting
lapped behind flashing

Dimond Brownbuilt 900
Trapezoidal roofing

Dimond DHS purlin
(indicative only)

GENERAL NOTE

Foam closure strip only required if bird or vermin proofing is required, or if in a high wind area, there is a risk of windblown moisture entering the building. Leave foam out if ventilation is required.

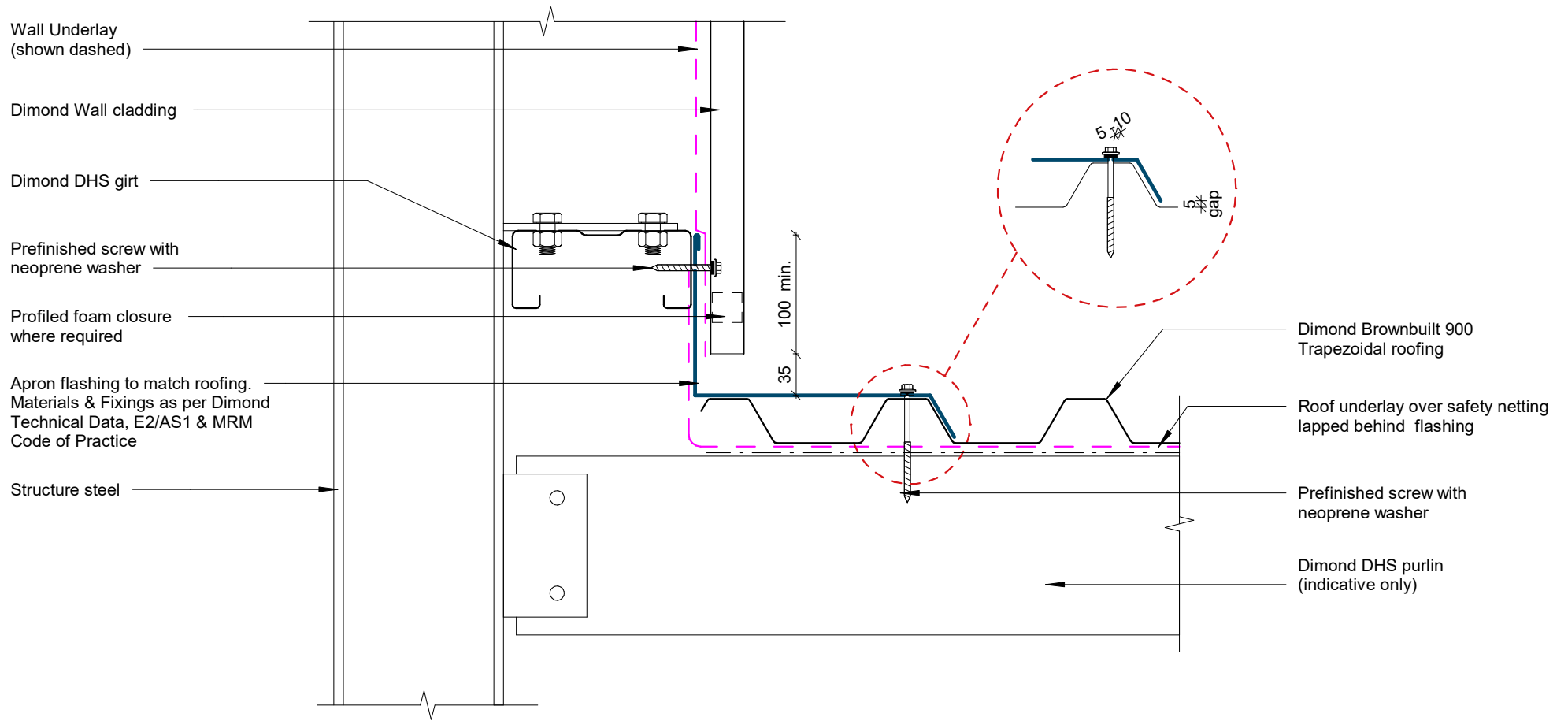
Parapet Detail



©Dimond 2023, all rights reserved. The information and specifications contained in this document are proprietary to Dimond and may not be used other than for the purpose of designing or building a roof or roofing system solely using products supplied or approved by Dimond ("Permitted Purpose"). You may copy this document solely for the Permitted Purpose, but may not otherwise copy, publish, distribute or modify this document without Dimond's prior written consent. Dimond will not be liable for any use of this document or information and specifications contained in this document, other than for the Permitted Purpose

Rev: 1 **Brownbuilt 900 Commercial Roofing**

Date: Sep 2025 Scale: 1 : 5 Sheet: **BBCR5**

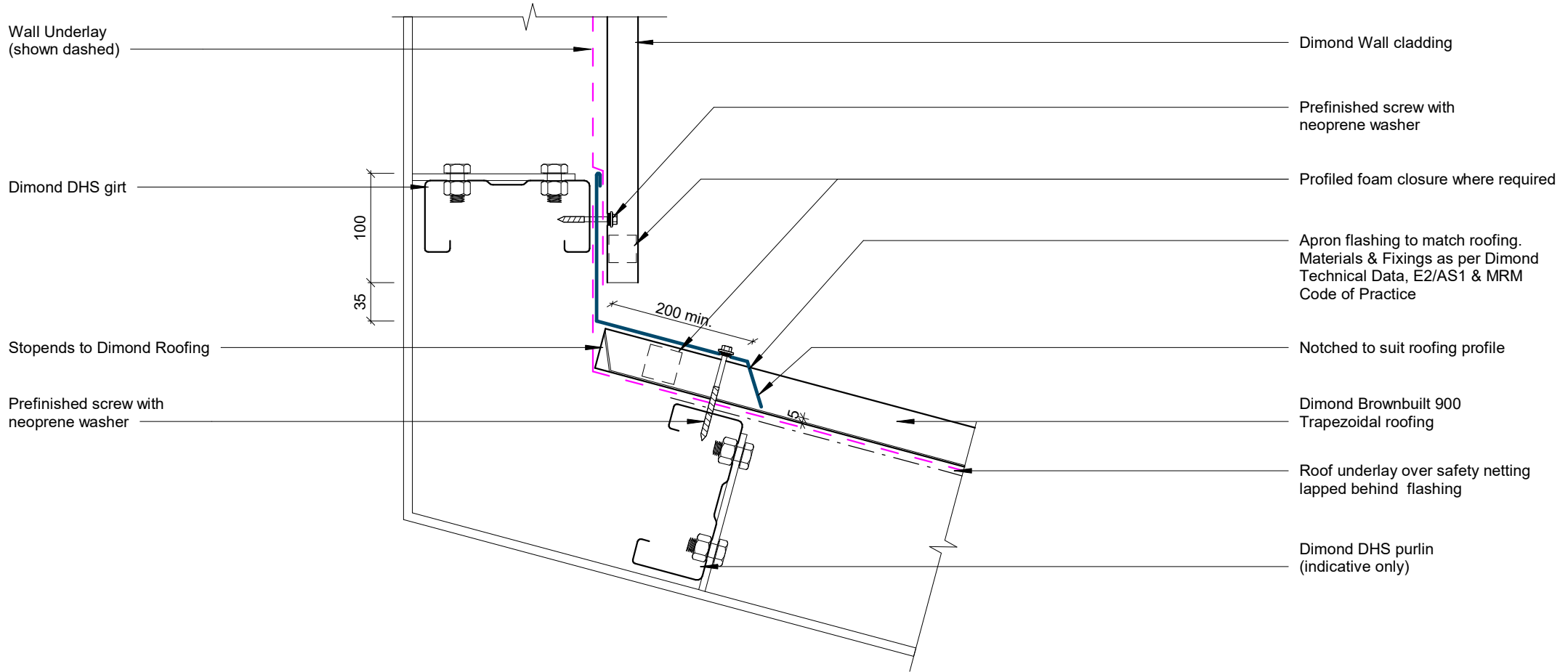


GENERAL NOTE

Foam closure strip only required if bird or vermin proofing is required, or if in a high wind area, there is a risk of windblown moisture entering the building. Leave foam out if ventilation is required.

Apron Parallel Detail

Rev: 1 **Brownbuilt 900 Commercial Roofing**

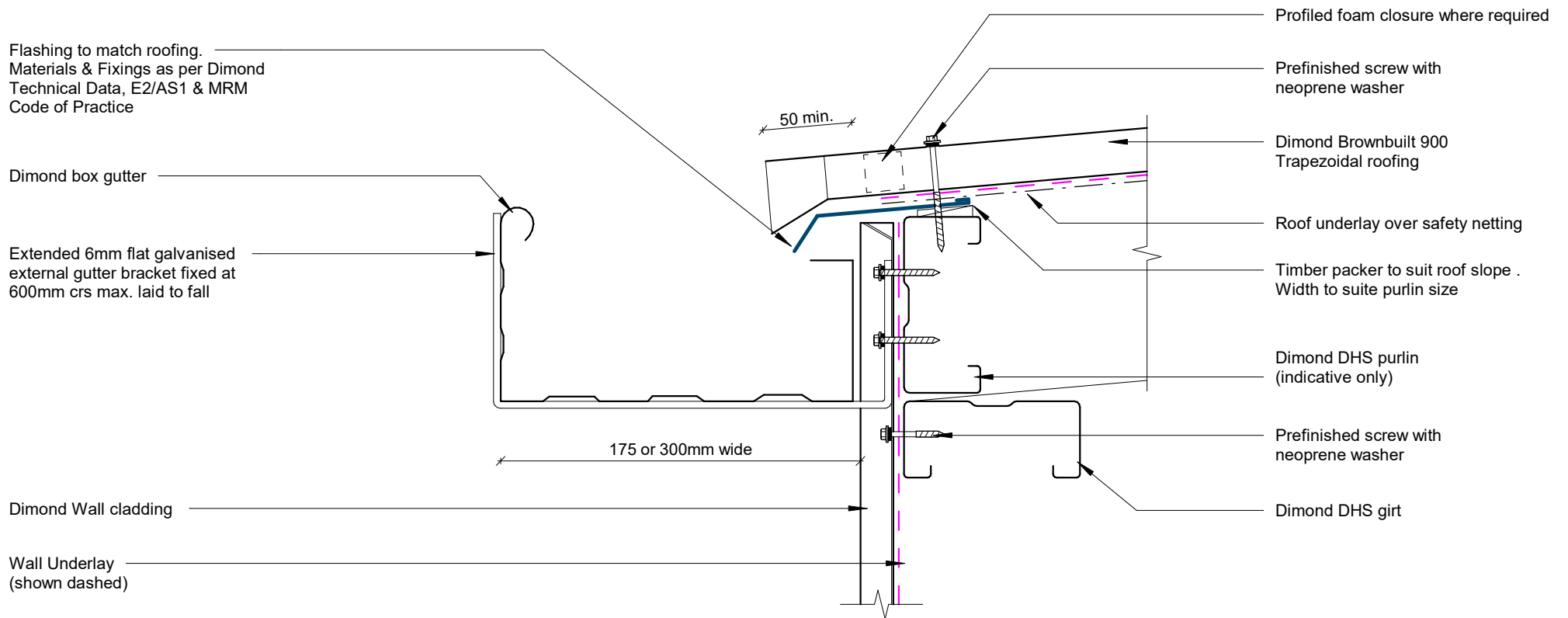


GENERAL NOTE

Foam closure strip only required if bird or vermin proofing is required, or if in a high wind area, there is a risk of windblown moisture entering the building. Leave foam out if ventilation is required.

Apron Transverse Detail

Rev: 1 **Brownbuilt 900 Commercial Roofing**



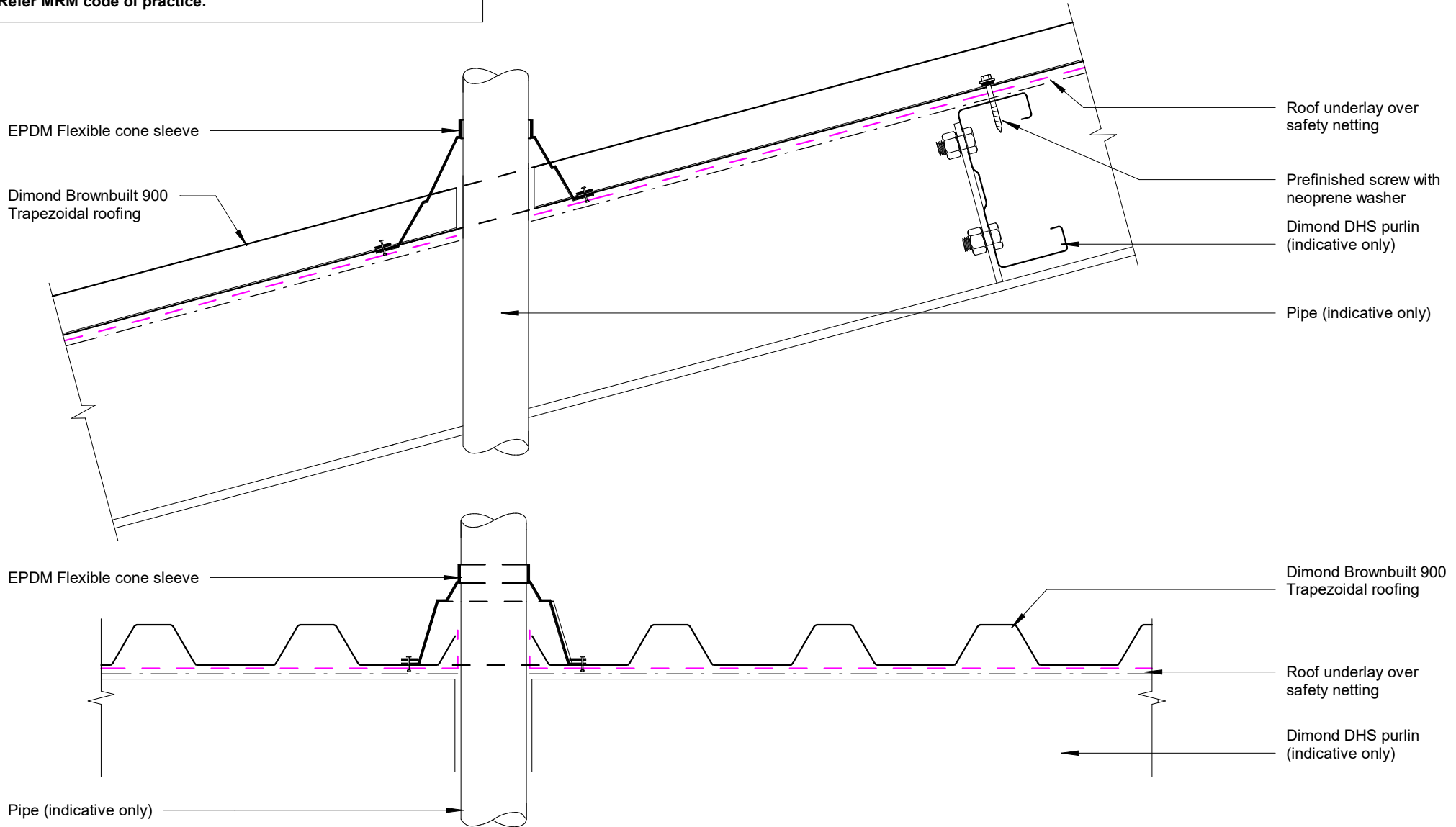
GENERAL NOTE

Foam closure strip only required if bird or vermin proofing is required, or if in a high wind area, there is a risk of windblown moisture entering the building. Leave foam out if ventilation is required.

Eave - Box Gutter Detail

Rev: 1 **Brownbuilt 900 Commercial Roofing**

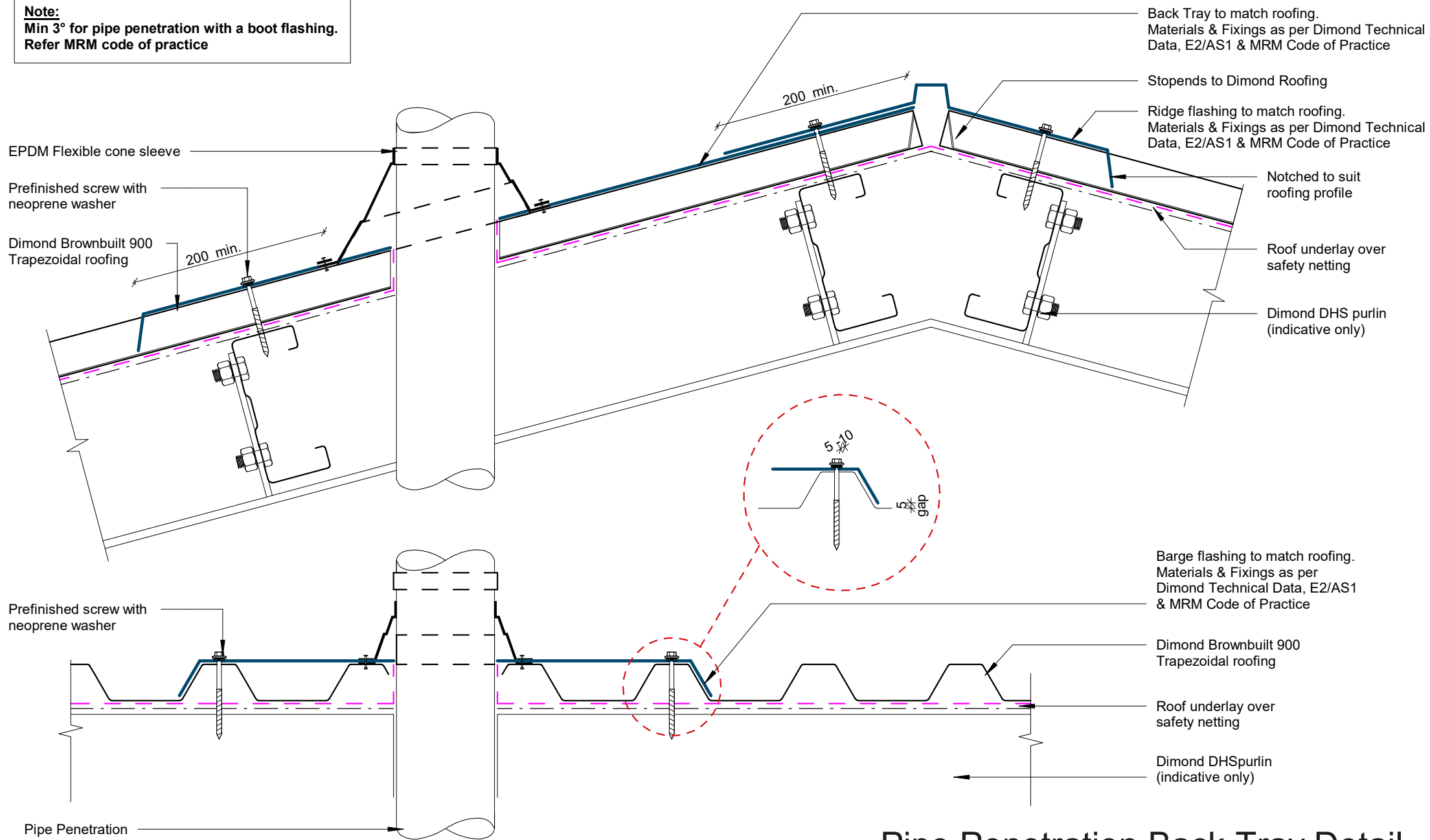
Note:
 Min 10° for pipe penetration direct fix boot flashing is applicable for when less than 50% blockage occurs.
 When exceeding 50% blockage, refer to back tray boot flashing.
 Refer MRM code of practice.



Pipe Penetration Direct Fix Detail

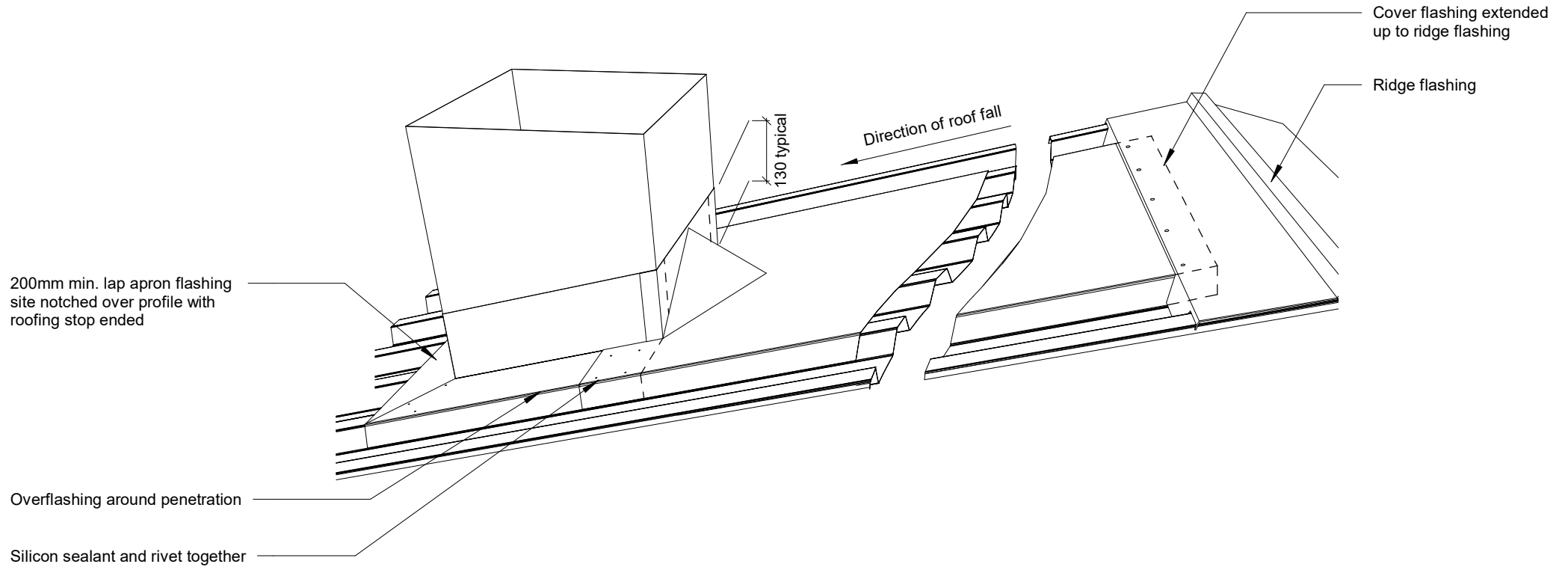
Rev: 1 **Brownbuilt 900 Commercial Roofing**

Note:
 Min 3° for pipe penetration with a boot flashing.
 Refer MRM code of practice



Pipe Penetration Back Tray Detail

Rev: 1 **Brownbuilt 900 Commercial Roofing**



Large Penetration Detail

Rev: 1 **Brownbuilt 900 Commercial Roofing**