

Brownbuilt 900 in Slate

Ormiston Senior College

## Designed with strong ribs that resist buckling under concentrated loads.


Ormiston Senior College was designed by award-winning architects Jasmax, the facilities were planned to meet the needs of teaching and learning in the 21st century.

Brownbuilt 900 in ColorCote ZinaCore™ X was the profile selected for the roof and cladding. A mixture of Titania and Ironsand colours were selected to contrast against the natural blue and green colours of the landscape.



**masterspec partner**





# Brownbuilt 900

Residential and Commercial

Brownbuilt 900's strong angular ribs resist bucking, offers good resistance to foot traffic whilst maintaining an eye-catching aesthetic. Primarily used in large scale commercial buildings, BB900 creates a striking look on a building. When inverted BB900 Reverse Run can be used as a horizontal or vertical wall cladding; enhancing the design of your project.

## Building Code Compliance

The product will, if employed in accordance with the supplier's installation and maintenance requirements, assist with meeting the following provisions of the building code for a period of 15 years:

- Clause B2 Durability: Performance B2.3.1
- Clause E2 External moisture: Performance E2.3.1, E2.3.2
- Clause F2 Hazardous building materials: Performance F2.3.1

## Additional Profile Information

Available in the following materials:

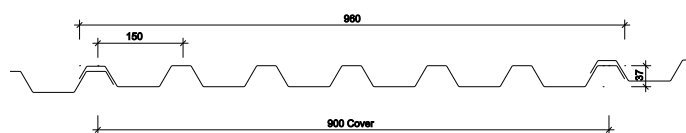
- Unpainted Zinalume, Galvanised or Aluminium
- Prepainted Colorcote – ZinaCore™, MagnaFlow™, AlumiGard™

**Notes:** Please consult with a Dimond® Representative before ordering for:

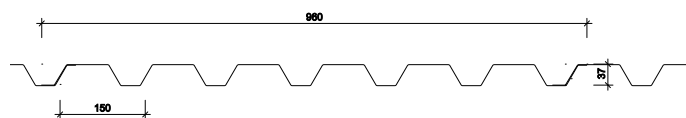
1. The correct coat to suit your roof to match the environment.
2. Availability of any non standard colours, materials or thicknesses.

Maintenance must be carried out on your new roof to ensure the roof meets the required durability according to the New Zealand Building Code and material warranty.

## Profile Drawing



BB900 Reverse Run Profile (for wall cladding only).



Cover (mm)	Sheet Width (mm)
900	960

Note: All dimensions are nominal.

## Specifications

BMT	Min Pitch	Roofing Max Span End Span (m)*	Roofing Max Span Internal (m)*	Walls Max Span End Span (m)	Walls Max Span Internal (m)
0.40mm	3°	1.50	2.20	1.90	2.90
0.55mm	3°	2.30	3.40	2.70	4.10
0.75mm	3°	2.70	4.00	n/a	n/a
0.70mm Alu	3°	1.10	1.70	1.60	2.40
0.90mm Alu	3°	1.90	2.80	2.80	3.70
1.70mm Dur	3°	0.80	1.20	1.30	2.00

GRP = Glass reinforced Plastic.

Spans for roofing where the ultimate wind uplift load does not exceed 1.5 kPa.

Spans for walls are limited by an acceptable appearance or an ultimate wind uplift load of 2kPa.

\*Restricted Access Roofing

\*For more information, please refer to Dimond's website

June 2018

0800 DIMOND  
dimond.co.nz

 Dimond Roofing™